


<http://www.unisis.co.jp>

# Epidural Simulator



# Epidural Simulator

## Simulator kit useful for the education of "safe" puncture technique

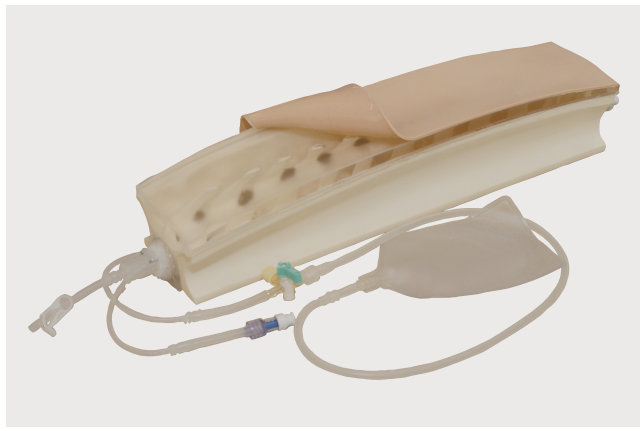
"From simulator to clinical practice" This is an epidural anesthesia puncture training tool mainly for the thoracic region complete with a puncture sensation realistic to the skin and an insertion sense close to a living body. In addition to an epidural puncture pad produced by UNISIS, an epidural anesthesia kit including an epidural puncture needle is also provided.

### Features

#### Epidural puncture pad produced by UNISIS

The puncture pad provides a texture similar to the human body, and the sense of penetrating the yellow ligament and insertion into the epidural space upon the epidural puncture can be obtained. This is suitable for practicing epidural anesthesia in the thoracic vertebrae regions in which the spaces between the vertebral bodies are narrow and puncture is difficult.

The puncture pad produced by UNISIS replicates a realistic epidural space, and practice for the insertion of catheters and the loss of resistance method can be done.



#### Puncture positions

In addition to the holding stand for the lateral position, by adopting the holding stand for the sitting position produced by UNISIS, punctures in various positions can be performed.



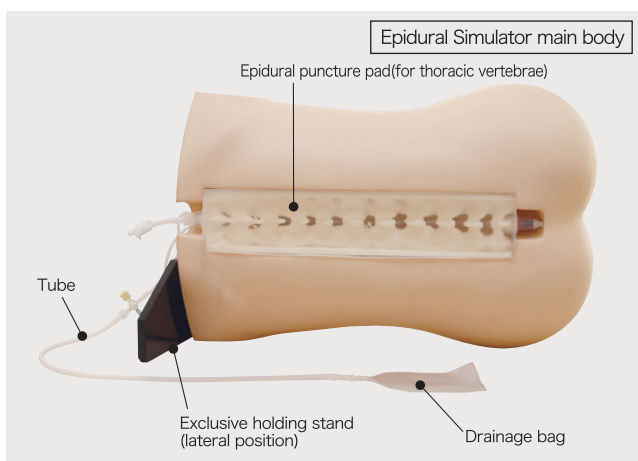
#### Accessories

Epidural needle, epidural catheter, L.O.R. syringe is included in this kit. Since equipment needed for puncture to indwelling the catheter is included, consistent practice of the procedure is possible.



### Name of parts

#### The epidural puncture pad set in a body housing



### Specification

#### Epidural Simulator kit components

Composition	Quantity	Composition	Quantity
Epidural Simulator main body	1	Epidural anesthetic needle for simulation	5 each
Epidural puncture pad (for thoracic vertebrae)	3	Huber point	
Drainage bag for the epidural puncture pad	1	• 17G90mm (plastic stylet)	
Exclusive holding stand (lateral position, sitting position)	1 each	• 18G90mm (plastic stylet)	
Syringe (50ml)	1	• 20G90mm	
Manual	1	• 22G90mm	
L.O.R. syringe 10ml	1	※Needles are not sterilized products	
Epidural catheter set	1		

Please contact us or your local distributor for ordering needles or other accessories.

Manufacturer



7th Fl. Mitsui-Sumitomo Bank Okachimachi-Bldg. 4-11-4 Taito, Taito-Ku, Tokyo, Japan 110-0016

Phone: +81-3-5812-8832 Facsimile: +81-3-5812-8831

URL <http://www.unisis.co.jp/english/>

Made in Japan

Agent

Note: Product specifications are subject to change without prior notice due to product improvements, etc. AP120501E